

Class 2
Maths
Chapter 6
Footprints

Question: 1

Can you match the animals with their footprints?




Answer:

Yes

Homework

Question: 2

Draw the footprint of a dog in this box



Activity

Question: 3

Make the footprint of you friend on the floor. Is it smaller then yours.

Question: 4

Ron is tracing a leaf. You also collect a few things like leaves, pebbles, a stick, a bangle, bindis. Trace each thing



Question: 5

Roohi made two different traces of the same bowl.



(a) How did Roohi keep the bowl to get two different traces from it?

Answer:

Roohi traced the bowl by using brim and base of it, keeping in two different positions.

(b) Look for other things like Roohi's bowl which can give many different traces.

Answer:

The other things which give different traces are cups, glass, plates etc.

Do at Home

On a newspaper trace the hands of different people in your family. Ask your friends to guess which trace is of your hand, your mother's, your father's, etc.

Home Work

Read and Draw

Tamanna and her mother are sitting on chairs.

Tamanna is reading a story book.

Her mother is reading a newspaper.

Tamanna and her mother are sitting on the opposite sides of a table.



Question: 6

Draw the missing things in the picture.


Answer: Draw table, books, newspaper and chairs.

Home Work

More Fun with Tracing


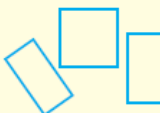


Collect some things, such as — a potato, a bottle cap, a matchbox cover, a sharpener, an eraser, a spoon, a bus ticket, a coin, a straw. You can also bring other things.

Trace each of these. Ask your friends to guess.







Question: 7

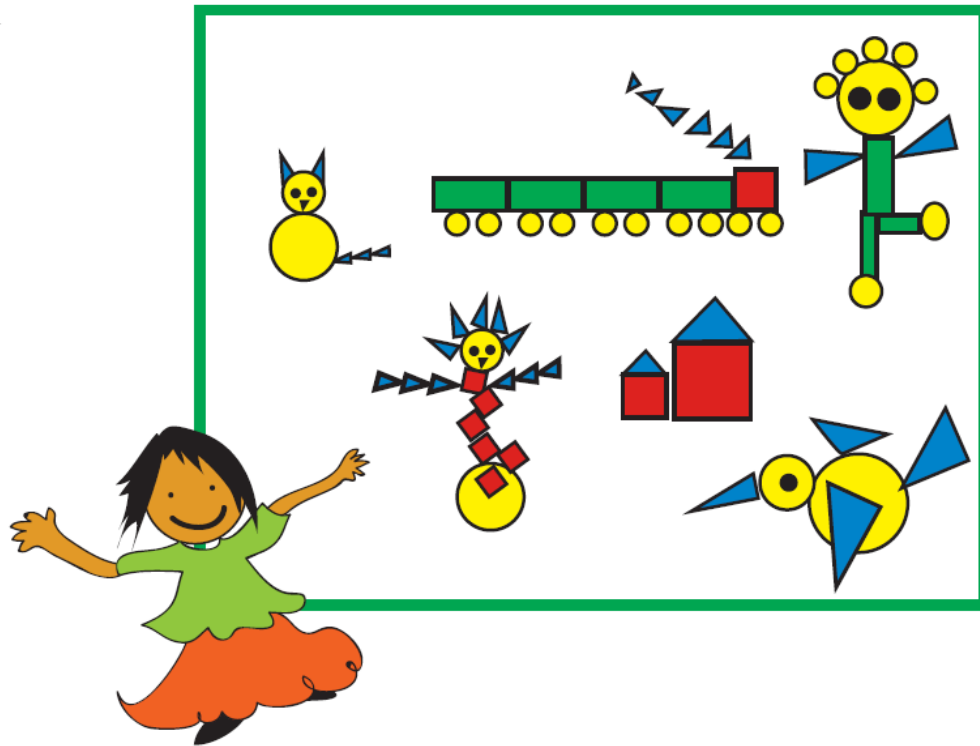
Look at the shape of each trace you have made. See if it looks like any of the shapes given here. Write the name of the thing below the shape.

| |  |  |  |  |
|----|---|---|---|---|
| 1. | | | | |
| 2. | | | | |
| 3. | | | | |
| 4. | | | | |
| 5. | | | | |
| 6. | | | | |
| 7. | | | | |
| 8. | | | | |

Answer:

| |  |  |  |  |
|---|---|---|--|---|
| 1 | <u>Chapati</u> | Notebook | Birth day cap | Potato |
| 2 | Bangles | Matchbox | <u>Samosa</u> | Egg |
| 3 | Coins | Clock | Pyramids | Plate |
| 4 | Plates | Eraser | Sailing boat | Earth |
| 5 | <u>Ladoo</u> | Ticket | Sandwich | Rugby ball |
| 6 | Wheel | Glass | pizza slices | Pistachio |
| 7 | Ball | Pencil box | Ice cream cone | Avocado |

Tarani's Shapes



Tarani made a picture using different shapes.

Question: 8

Look at Tarani's picture and tell.

(a) How many  S?

Answer: 30 triangles

(b) How many  S?

Answer: 9 squares





(c) How many  S?


Answer: 7 rectangles


(d) How many  S?


Answer: 24 circles

Homework

Now you make your own picture using different shapes like , , , .



Make a drawing using only s.







Homework

Dressing Up Bisania

Bisania wants to dress up for a dance. Use different shapes in the box and draw jewellery on her.



Shapes and Faces

- Draw glasses of  shape on the first face.
- Draw a moustache of  shape on the second face.
- Draw a  mouth on the third face.
- Draw a  face in the last picture.

